


For Residential and Commercial Applications

Job Name		Engineer / Architect	
Job Location		Wholesaler	
Submittal Date		Contractor	

BWB25/28 .57" ID Braided Water Heater Connectors


Use: For use in exposed locations only to connect water heaters and other water connected devices to the water supply. Not intended for use with recirculating water systems that produce continuous use temperatures above 115° F. For those applications use BrassCraft's CopperFlex series connectors.

Design Features:

- **Superior corrosion resistance** to harsh chemicals found in common household cleaning and plumbing repair products
- **Greater strength & flexibility.** The patented polymer braid exhibits greater elasticity than stainless steel braiding, significantly increasing the flexibility of the connector
- **No kinking, No crimping.** The polymer braided jacket is specially engineered to bend freely without kinking or crimping the connector
- **Won't work harden** even with repeated bending
- **No dielectric union needed** with installation as the braiding and rubber are constructed of non-conductive materials
- **Less torque to seal** against the pliable Nitrile rubber washer, especially on rough nipple surfaces
- **Longer connector nuts** allow a greater number of thread-to-thread contacts and offer a better seal
- **100% compliant** to California and Vermont "low-lead" requirements 

Operating Specifications:

Temperature: 40° to 140° F, intermittent to 180° F
Pressure: water pressures up to 125 psi maximum



MATERIAL SPECIFICATIONS	
Inner Hose	EPDM rubber
Braiding	PVC coated polyester yarn
Barb	Compliant brass
Ferrule	C26000 brass
Nut	C36000 brass
Washer	Nitrile rubber

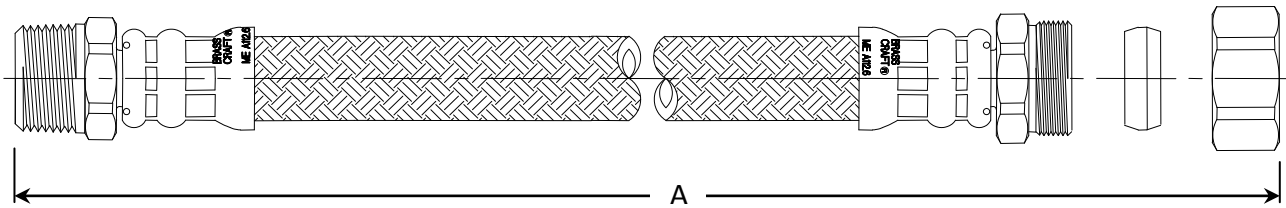
This specification and all information contained herein is the confidential and exclusive property of BrassCraft Manufacturing, and shall not be disclosed to others without the written consent of BrassCraft. This specification must be returned to BrassCraft if requested.



BWB25/28 .57" ID Braided Water Heater Connectors

Part Listing:

- BWB25-12 .57" ID X 12" connector with 3/4" MIP x 5/8" OD Compression end fittings
- BWB25-18 .57" ID X 18" connector with 3/4" MIP x 5/8" OD Compression end fittings
- BWB25-24 .57" ID X 24" connector with 3/4" MIP x 5/8" OD Compression end fittings
- BWB28-12 .57" ID X 12" connector with 3/4" MIP x 7/8" OD Compression end fittings
- BWB28-18 .57" ID X 18" connector with 3/4" MIP x 7/8" OD Compression end fittings
- BWB28-24 .57" ID X 24" connector with 3/4" MIP x 7/8" OD Compression end fittings



PART DIMENSIONS (Inches)					
Connector Length					
Model	Dim.	12"	15"	18"	24"
BWB25	A	12.00 / 13.00	----	18.00 / 19.00	24.00 / 25.00
BWB28	A	12.00 / 13.00	----	18.00 / 19.00	24.00 / 25.00

Listings & Certifications:

- IAPMO listed to ASME A112.18.6 and CSA B125 (File # 0452)
- CSA listed to CSA B125 (File # 204593)
- CSA approved to California Health & Safety Code 116875 and Vermont Bill S.152 (Project # 2174785)



This specification and all information contained herein is the confidential and exclusive property of BrassCraft Manufacturing, and shall not be disclosed to others without the written consent of BrassCraft. This specification must be returned to BrassCraft if requested.

